

SAFETY SURVEY WHAT'S ON YOUR MIND?

What are this year's hot topics for Environment, Health and Safety leaders? EHS Today's annual survey is out and here's what surfaced.

1

Top 3 goals?



52.9%

Getting employees engaged in safety



13.1%

Complying with new/existing regulations

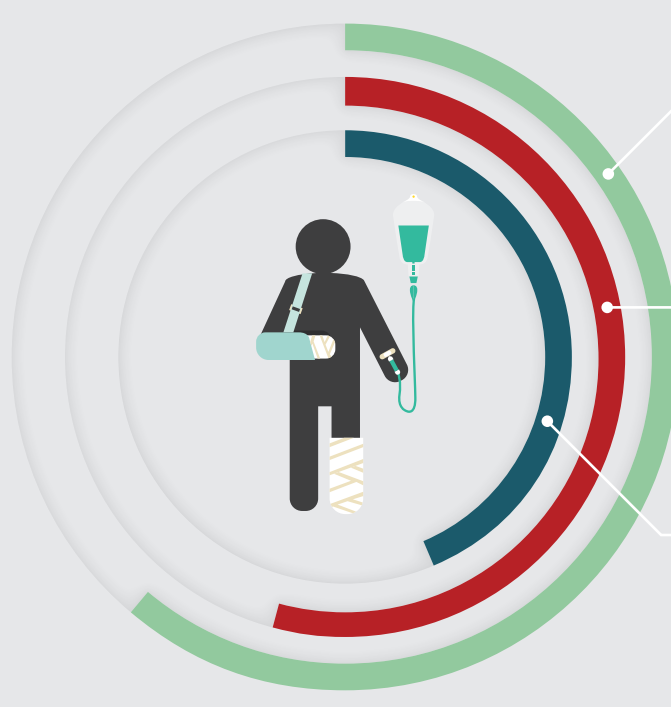


13.3%

Lowering injury/illness rate

2

Top 3 injuries/illnesses you're actively targeting?



61.2%

Slips, trips and falls

54.3%

Cuts, lacerations and punctures

43.7%

Repetitive-stress/musculoskeletal injuries

3

Top 3 programs conducted?



91.6%

Eye, face and head protection



81.5%

Hand protection

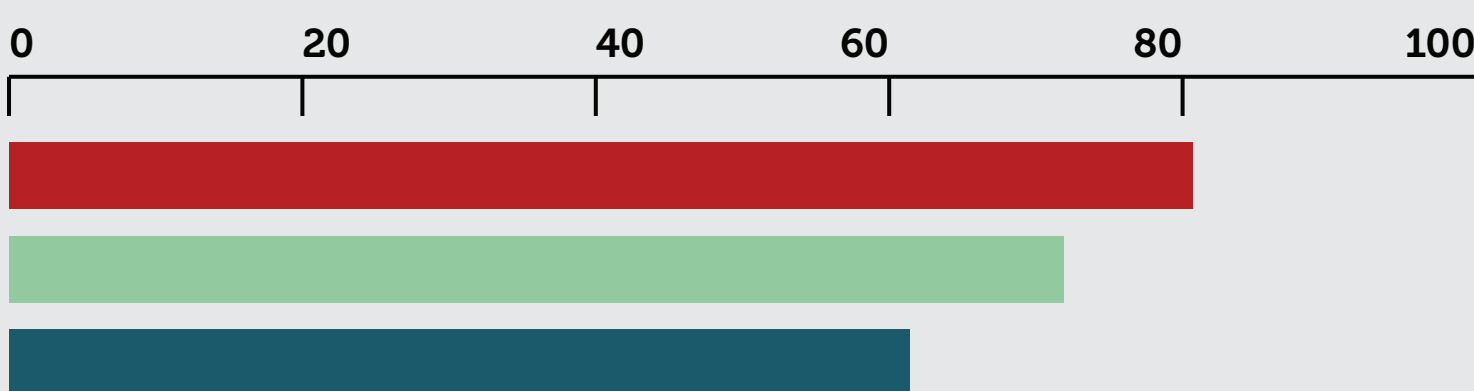


81.0%

Hearing protection

4

Top 3 tactics used?



80.7%

Safety committees

71.9%

Formal safety training/mentoring

61.4%

Workplace violence policy

5

Top 3 areas of responsibility?




96.5%

Safety



77.2%

Occupational Health



69.0%

Emergency Management

6

Top 3 Leading Indicators used to measure performance?




86.5%

Training



81.5%

Audits/observation

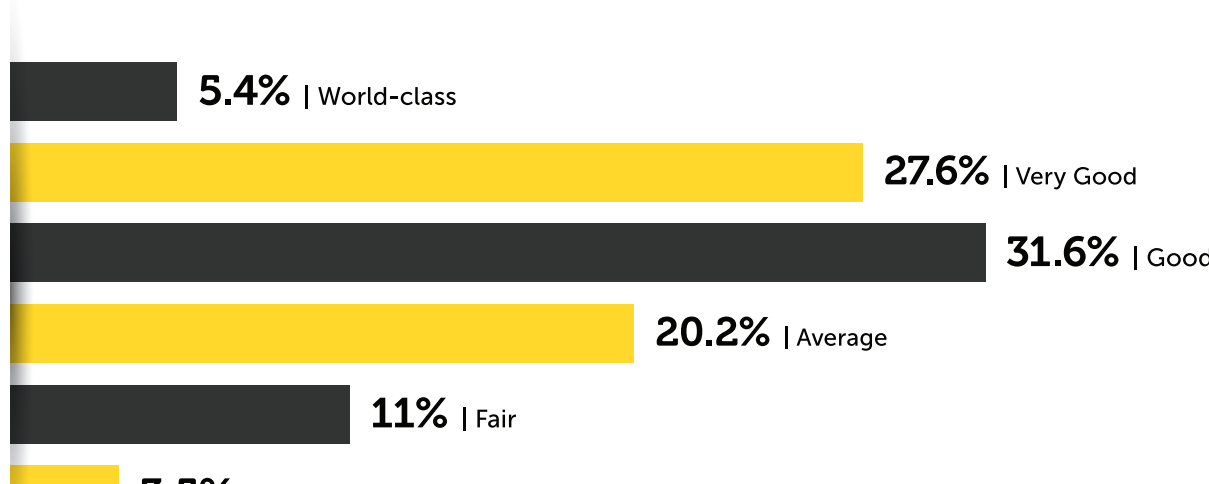


78.8%

Near-misses

7

EHS program ranking?



5.4% | World-class

27.6% | Very Good

31.6% | Good

20.2% | Average

11% | Fair

3.5% | Poor

Source: EHS Today 2015 Safety Survey